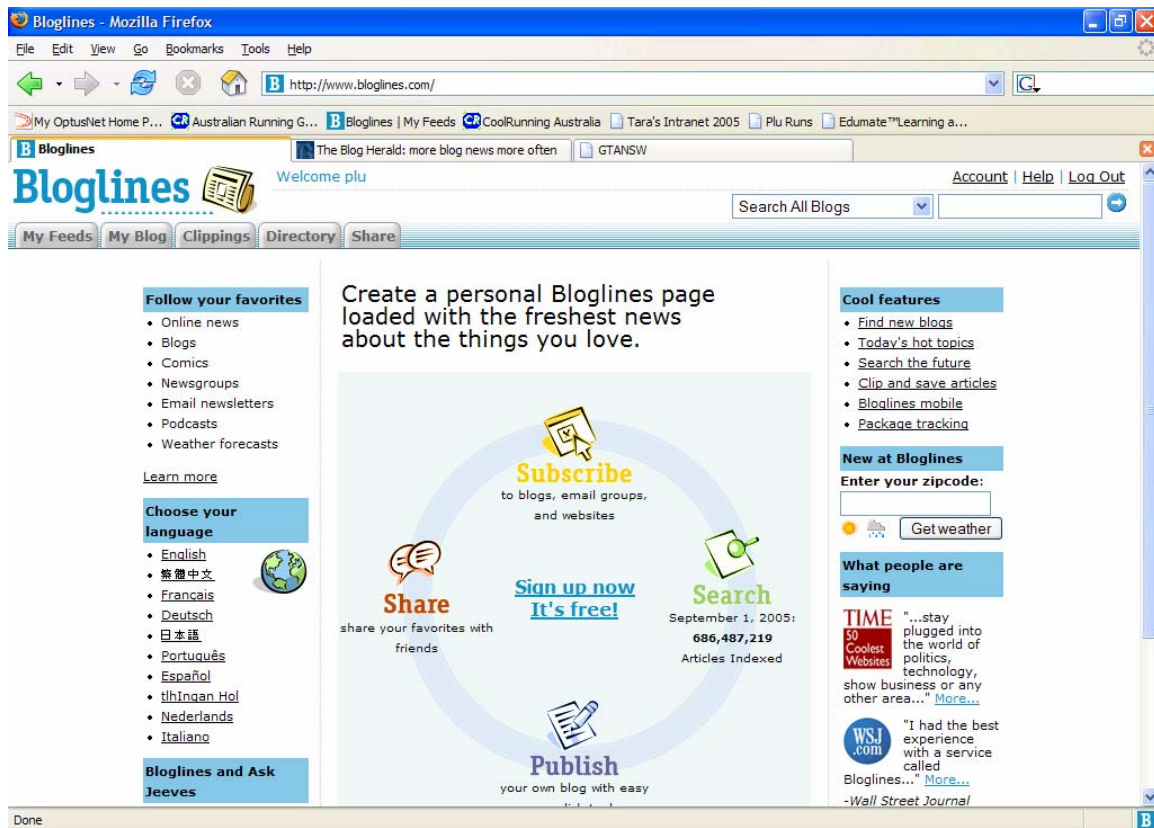


# Using Bloglines

by Martin Pluss  
mpluss@optusnet.com.au

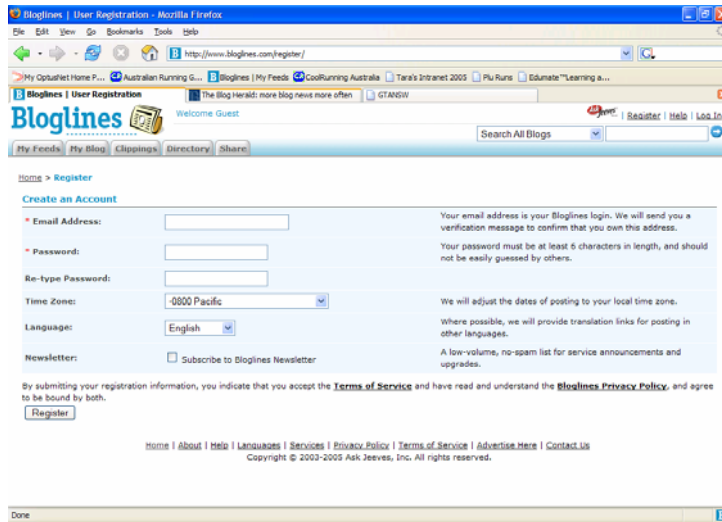
Once you have become acquainted with blogs you then have to work out a means to keep track of the updates. One way to do this is by putting them in your favourites in your browser. There is another more efficient way of doing this.

You may have notices on web pages a few symbols with the words XML **XML** or RSS feeds **RSS**. These are known as syndication feeds. This is a form of pull technology. Rather than an email (push technology) being sent to you as an update, you register with a feed server and then pick the blogs you want to keep track of. All you do then is logon and the latest blog entries will be there for you to read. The one I want to discuss is called bloglines located at [www.bloglines.com](http://www.bloglines.com)



It is easy to register and it costs nothing. There are a lot of good instructions to using bloglines but here is an introduction to get you started.

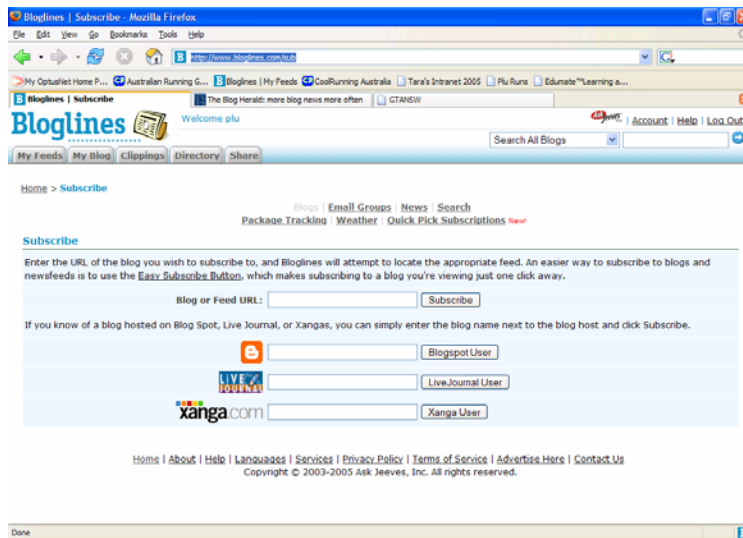
Below is the registration process.



Once you have done this you then go back to the original page click the logon link and put in your username and password.

Now you can add blogs to your bloglines subscription.

Click the Subscribe link to do this.

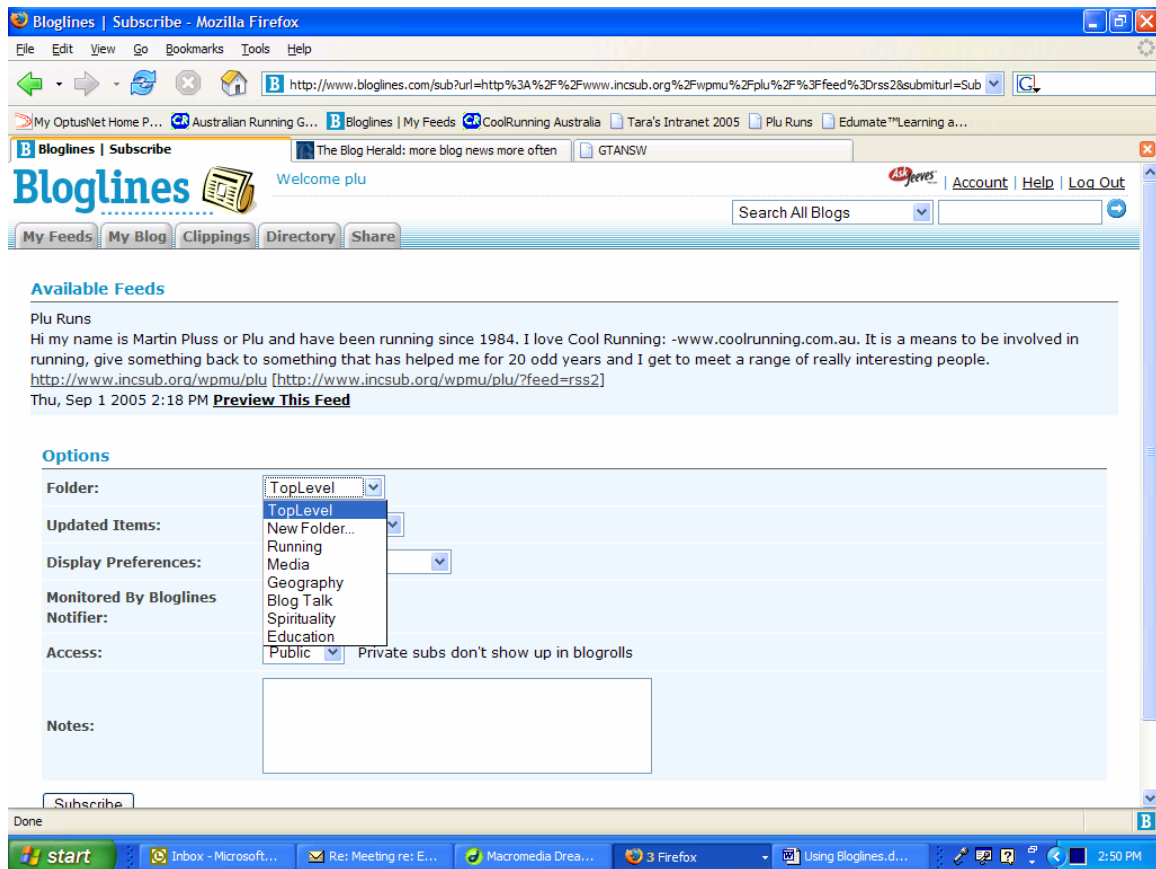


If you know the address of a blog you can put it in the top section next to subscribe. If you do not know the address look for a RSS or XML feed on a web page click it and copy the URL address that comes up and paste it into the Blog or URL Feed box next to the subscribe button. If it is a blog you can paste the blog address straight into the box. Sometimes there are a couple of feeds that appear at the top. Just tick one box and subscribe.

For example, paste into the Blog and URL Feedbox this RSS feed for my Blog and click subscribe.

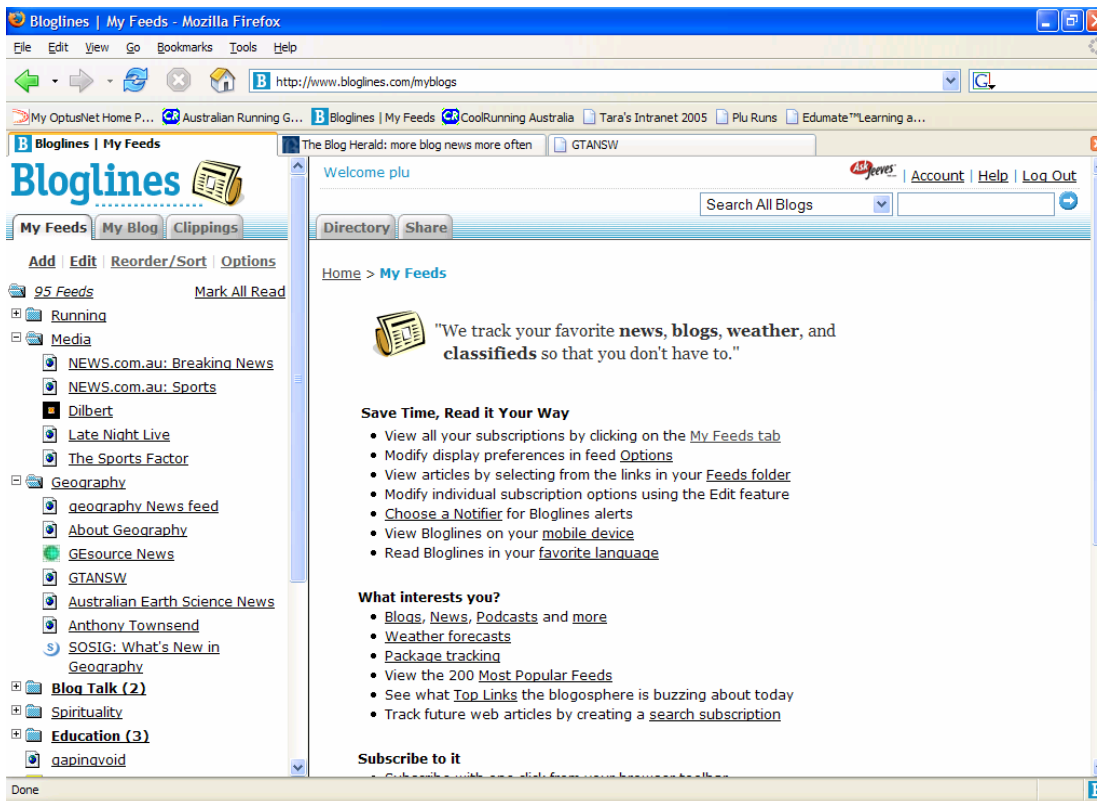
<http://www.incsub.org/wpmu/plu/?feed=rss2>

and the following window will open.



I have already created the folder which is easy to do and click the subscribe button at the bottom and you will have your first feed in the column on the left hand side.

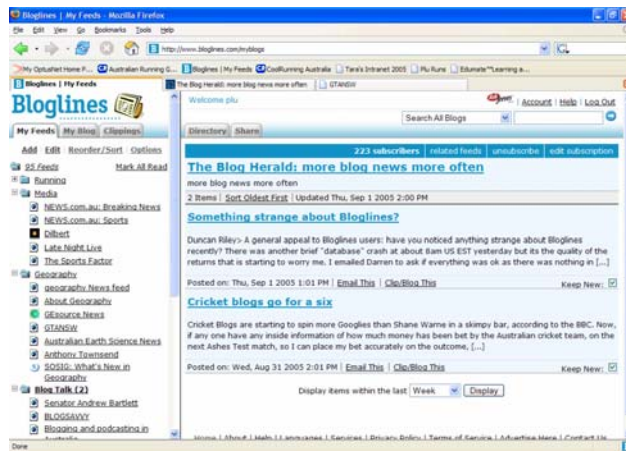
Below is what mine looks like with about 100 feeds.



Then you click on the feed on the left hand side and the updates appear on the right hand side.

Now this is a basic introduction. As you come across webpages look at them in a different light.

Try and find **XML** or RSS feeds **RSS** and put them into your blogline subscription. I use bloglines to keep up-to-date with my running, geography, news, education and blogging.



It is worth having a go at this and in the long run it will make you an efficient manager of information. There is more to learn but this introduction will give you a feel for the potential. Feel free to email me should you like further tips.