

USING ICT IN GEOGRAPHY

Scooped by Dr Susan Bliss

Top Apps for Geography

Source: <https://bitly.com/bundles/meesterkurt/7>

- **World Factbook for iPad** – <https://itunes.apple.com/be/app/the-world-factbook-for-ipad/id364904019?mt=8>
- **Easy Atlas and World Factbook Lite** – <https://itunes.apple.com/be/app/easy-atlas-world-factbook/id423237548?mt=8>
- **AI Gore- Our Choice: A Plan to Solve the Climate Crises** – <https://itunes.apple.com/be/app/our-choice/id432753658?mt=8>
- **Quakewatch – Latest Earthquakes Info** – <https://itunes.apple.com/be/app/quakewatch-latest-earthquakes/id314600768?mt=8>
- **City on Map Quiz** – <https://itunes.apple.com/be/app/stad-op-de-kaart-quiz-voor-ipad/id394882056?mt=8>

Pedagogy wheel and ICT

The Pedagogy Wheel by Allan Carrington is licensed under a Creative Commons Attribution 3.0 Unported License. Based on a work at <http://tinyurl.com/bloomsblog>



Source: <http://www.unity.net.au/padwheel/padwheelposter.pdf>

SAMR – Substitution 'In the substitution zone, teachers or students are using technology tools to replace other tools, for instance, using Google Docs to replace Microsoft Word. The task (writing) is the same but the tools are different.'

- **GPS note** – <https://itunes.apple.com/be/app/gpsnote/id335485024?mt=8>
- **Scenic Map Grand Canyon** – <https://itunes.apple.com/be/app/scenic-map-grand-canyon/id363698832?mt=8>

ICT

- Google Drive- Quick reference guide for teachers and students – <http://edgalaxy.com/journal/2013/8/19/google-drive-quick-reference-guide-for-teachers-and-students>
- Maki- icon set for web cartography – <http://www.mapbox.com/maki/>
- Powtoon allows you to create animated presentations and cartoon style videos by dragging and dropping – <http://www.powtoon.com/>

Creating a paperless classroom with your ipad

Source: <http://www.teachthought.com/technology/how-to-create-a-paperless-classroom-with-your-ipad/>

iPad Paperless Workflow Solution for Educators

Distribute, Submit, Grade and Return Assignments

Required App: Google Drive

Initial Setup:

1 Setup Student Gmail

Schools can setup GAFE (Google Apps For Education) with Student Gmails for Free

<http://google.com/enterprise/apps/education>

If necessary, GAFE admins can disable the Gmail app. Students can still use their school Gmail address to login, use Google Docs apps, and submit assignments.

Disabling the Gmail App in GAFE for Safety:

Core Google Services (6)

Contacts	ON	OFF
Drive and Docs	ON	OFF
Gmail	ON	OFF
Google Calendar	ON	OFF

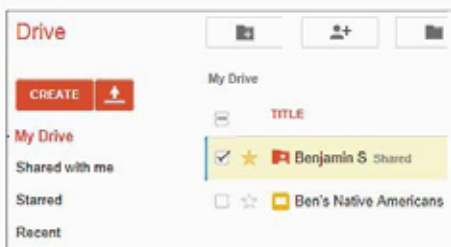
USING ICT IN GEOGRAPHY

2

Students Create and Share a Folder with the Teacher in Google Drive



Ben



Students save all their work in their shared folder for the teacher to access.

In this example "Ben" has created and shared the folder "Benjamin S" with his teacher.

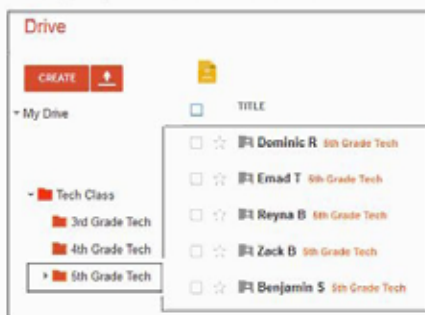
Folder permissions are set to allow the Teacher to view and edit the documents.

3

Teacher Creates a Class Folder with Subfolders (4th Grade, 5th Grade..)



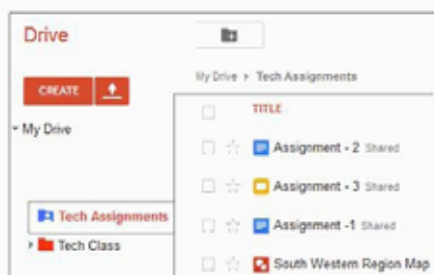
Teacher then moves all shared student folders to the appropriate class subfolder.



In this example: Teacher has moved all the shared folders by 5th graders into her 5th Grade Tech subfolder.

4

Teacher Creates a Shared Folder to Share Materials with Students



In this example: Teacher has shared the Tech Assignments folder with her students. Folder permissions are set to allow students to view but not edit the documents.

How it Works

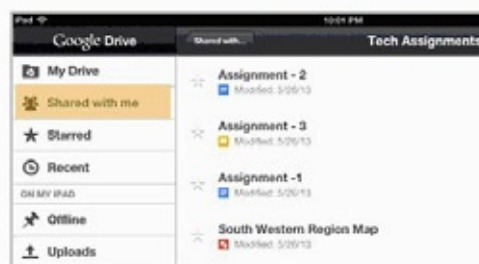
Distribute, Submit, Collect, Grade, and Return

1

Distribute Assignment

Teacher places her lesson plan assignment in her shared Tech Assignment folder. She has shared this folder with students names she specified.

Students login to Google Drive on their iPad, tap "Shared with me" and then choose the assignment they wish to view.



2

Students Submit Assignments

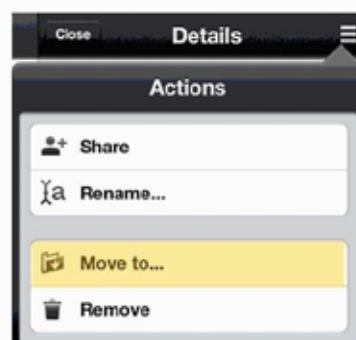
Apps such as iWork allow students to open Google Drive and upload their assignment.



Students can also go directly to the Google Drive App to create a new document, new spreadsheet, new folder, and upload photos or videos.



After uploading, students use the Google Drive app to move their assignment to the folder they shared with the teacher. This gives the Teacher the access she needs to grade and return the assignment.

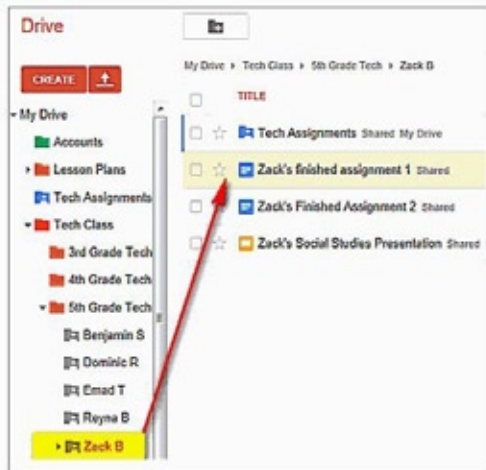


3

Teacher Collects Assignments



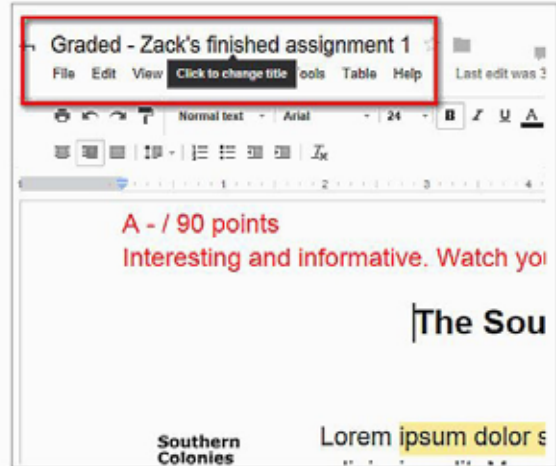
Teacher logs into her Google Drive Acct. and views collection of students' submitted assignments.



5

Returning Assignments

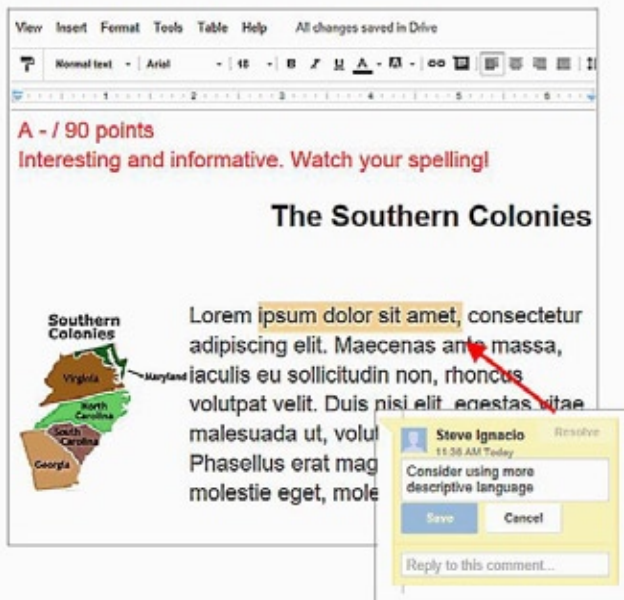
Teacher returns assignment by renaming student's graded assignment by adding the word "Graded" in front of the document's title. Teacher may make and save a copy for herself.



4

Grading Assignments

Teachers can add grades to document header. Teachers can also insert comments by selecting desired text and using **Insert > Comments** in the menu bar.



Informational Resources:

Kathy Schrock

<http://www.schrockguide.net/>

Sam Gliksmann

iPad in Education for Dummies

Greg Kulowiec

<http://kulowiectech.blogspot.com/>

Richard Wells

<http://ipad4schools.org>

Monica Burns

<http://classtehtips.com>

Richard Byrne

<http://freetech4teachers.com>

Beth Holland

<http://edtechteacher.org>

Med Kharbach

<http://www.educatorstechnology.com>

Elementary Tech Teachers

<http://elementarytechteachers.ning.com>

© oakdome.com 2013 - K-5 Computer Lab




Image (right): http://upload.wikimedia.org/wikipedia/commons/0/02/US_Navy_110419-N-8040H-150_Information_Systems_Technician_2nd_Class_Michael_Tolbert%2C_right%2C_and_Information_Systems_Technician_2nd_Class_An-Marie_L.jpg