

SURVEY RESULTS

Senior Geography Conference November 2017

Feedback

Many thanks to the teachers who provided valuable feedback on our inaugural HSC Conference for teachers. Your answers will help inform planning for future events

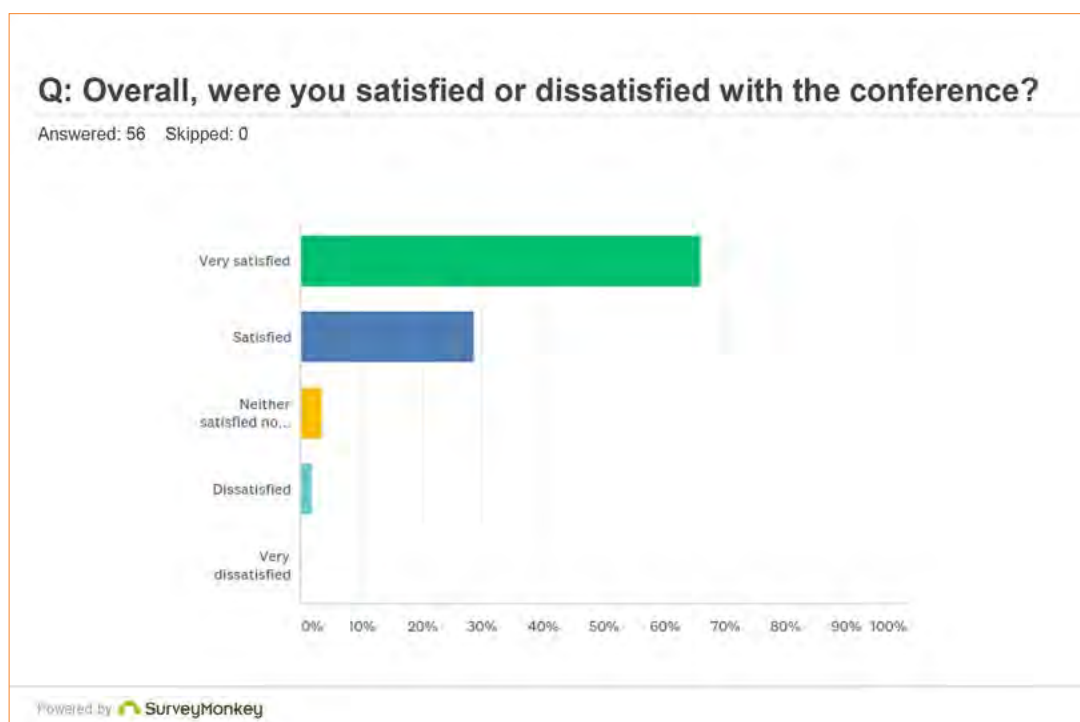
GTANSW are fully aware of many of the issues raised in the feedback.

- The air conditioning was out of our control and unfortunately did make conditions uncomfortable, which led to the decision to change the program a little by moving lunch earlier and changing the afternoon format.
- The venue itself was convenient for most participants and the actual facilities were good. Should we use the venue again we would be more aware of the difficulties associated with accessing the food tables at morning tea and lunch.
- When the conference was first organised we cautiously booked for 50 teachers with participants organised around tables (the preferred option for GTANSW and most participants based on the feedback). When the demand was so great a decision had to be made whether to keep numbers small or to go theatre style to allow more teachers to attend. A larger venue was unavailable at that stage. The decision was made to allow up to 100 participants. In future a larger venue that allows up to 100 participants seated around tables will be booked.
- This conference was not going to be about specific topic content – given there are so many different options for case studies. This type of session will be incorporated into the Annual Conference where teachers have a choice of the sessions they attend.
- There is some uncertainty about what GTANSW and HSC markers can present re the HSC Exam. Until this is clarified any sessions on marking HSC questions cannot be included in our programs. We are however looking at options on this to address this during the Annual Conference. The feedback tells us this what teachers want.

Thank you again to those who attended and provided feedback.

Lorraine Chaffer

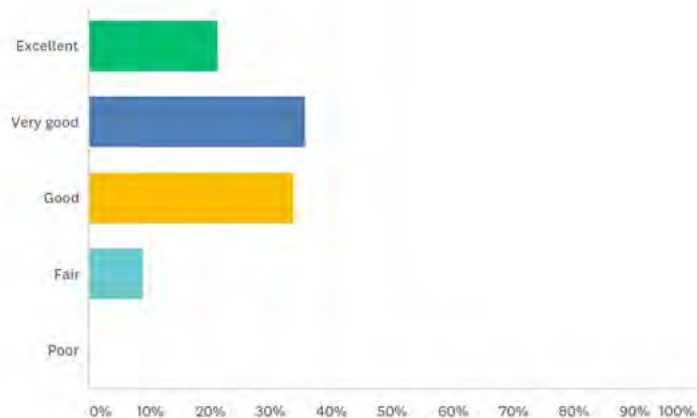
President GTA NSW and Conference Convenor



SURVEY RESULTS: SENIOR GEOGRAPHY CONFERENCE

Q: How would you rate the venue/location?

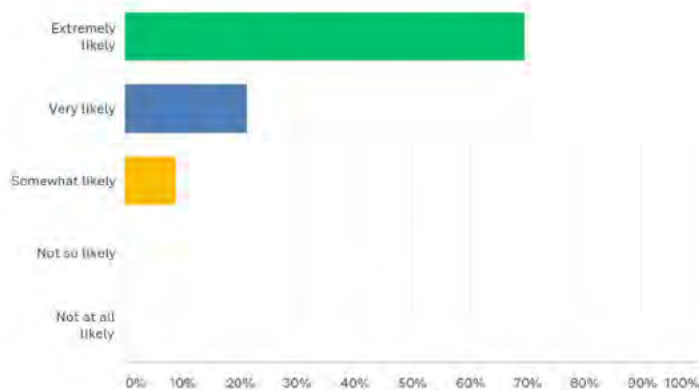
Answered: 56 Skipped: 0



Powered by  SurveyMonkey

Q: How likely are you to attend a similar event again in the future?

Answered: 56 Skipped: 0

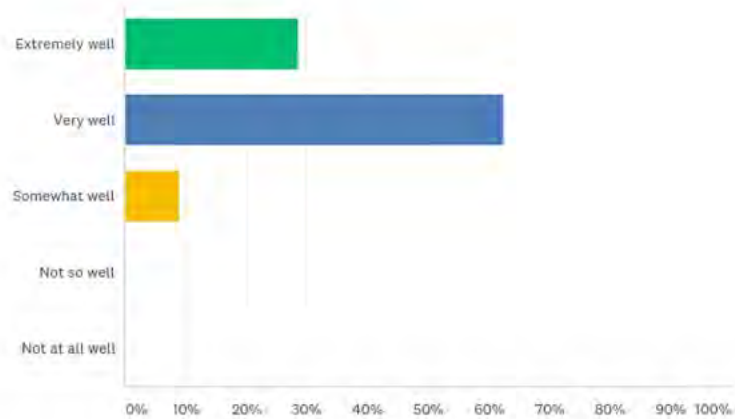


Powered by  SurveyMonkey

SURVEY RESULTS: SENIOR GEOGRAPHY CONFERENCE

Q: How well did the presenters answer your questions?

Answered: 56 Skipped: 0



Powered by SurveyMonkey

Q: How could future events be improved? Select all that apply.

Answered: 47 Skipped: 9

ANSWER CHOICES	RESPONSES	
Make the events more interactive	27.66%	13
Take more breaks during the event	0.00%	0
Have more knowledgeable speaker(s)	12.77%	6
More convenient location	10.64%	5
Use a more comfortable space to host the event	34.04%	16
Address more relevant topics	19.15%	9
More small group sessions	36.17%	17
Longer but fewer sessions	6.38%	3
Greater focus on topic content	44.68%	21
Hold the event on a weekend	8.51%	4
Hold the event during school holidays	8.51%	4
Total Respondents: 47		


Powered by SurveyMonkey

SURVEY RESULTS: SENIOR GEOGRAPHY CONFERENCE

Q: What would you like to be addressed in a longer session for senior Geography at the 2018 Annual Conference

Answered: 55 Skipped: 1

ANSWER CHOICES	RESPONSES	
Developing Assessment Tasks	12.73%	7
HSC style marking using exam questions and marking criteria.	32.73%	18
HSC Skills	14.55%	8
Case Studies with links to appropriate resources	20.00%	11
Literacy strategies to improve HSC responses	7.27%	4
Fieldwork for HSC topics	5.45%	3
Spatial technologies linked to senior Geography topics	7.27%	4
TOTAL		55

Powered by  SurveyMonkey

Q: Which of the following are you likely to use to stay connected to other senior Geography teachers and share resources following the conference

Answered: 55 Skipped: 1

ANSWER CHOICES	RESPONSES	
GTA NSW Events	10.91%	6
GTANSW Facebook page	18.18%	10
GTA NSW Facebook Group for NSW Senior Geography Teachers	52.73%	29
Other Facebook groups	0.00%	0
Twitter #geographyteacher	1.82%	1
LinkedIn	0.00%	0
Google Drives shared resource folder	14.55%	8
Scoop.it pages	1.82%	1
TOTAL		55

Powered by  SurveyMonkey